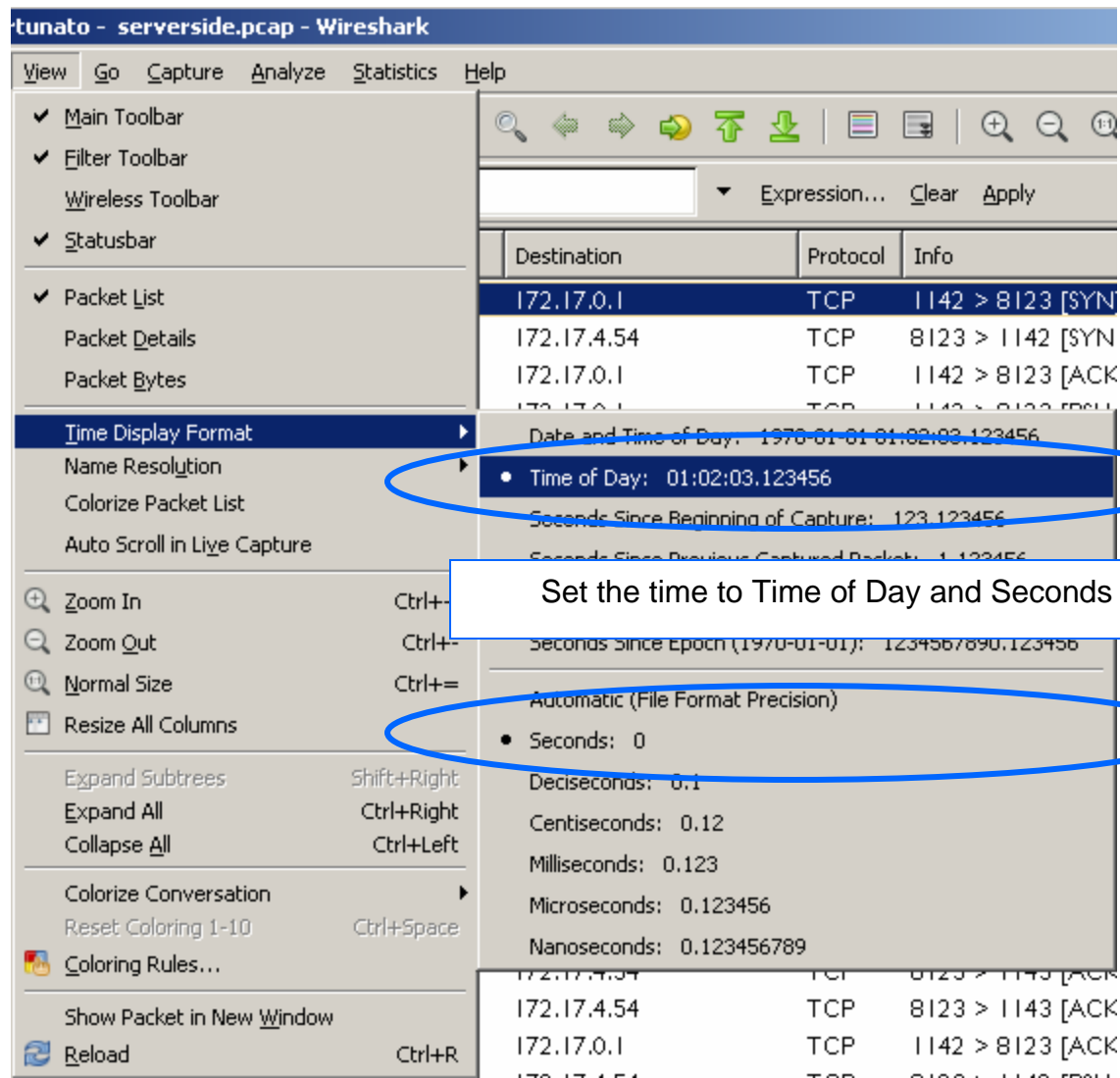


How to Create Bytes/Second Wireshark Reports Using Open Office

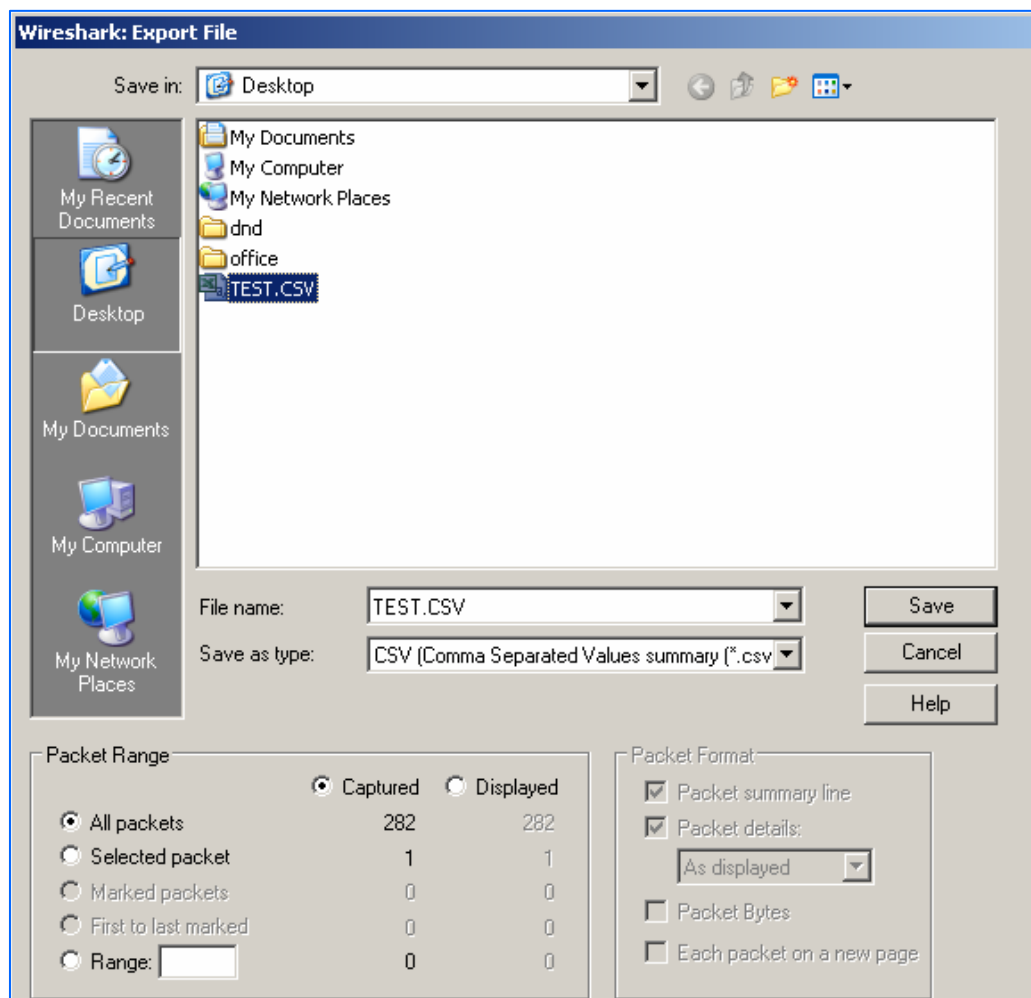
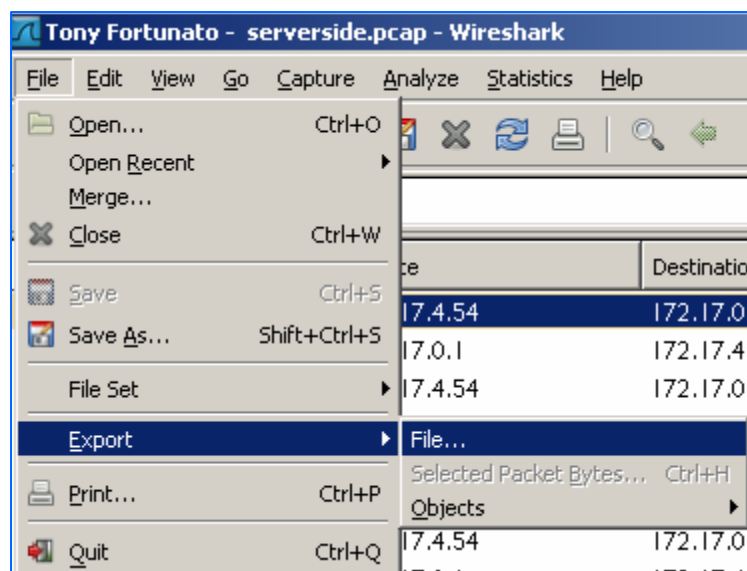
How To Make Your Graphs With Open Office Calc



Create a CSV File



- You need to Export your Trace File to a CSV format



Import Into OpenOffice Calc



- In this example I even used Open Office from Portable Apps

Open

Look in: Desktop

My Recent Documents

Desktop

My Documents

My Computer

My Network Places

File name: TEST.CSV

Files of type: All files (*.*)

Version:

Read-only

Text Import - [TEST.CSV]

Import

Character set: Western Europe (Windows-1252/WinLatin 1)

From row: 1

Separator options

Fixed width

Separated by

Tab Comma Other

Semicolon Space

Merge delimiters

Text delimiter: "

Fields

Column type

	Standard	Standard	Standard	Standard	Standard	Standard	Stan
1	No.	Time	Length B	Source	Destination	Protocol	Inf
2	1	07:25:21	62	172.17.4.54	172.17.0.1	TCP	114
3	2	07:25:21	58	172.17.0.1	172.17.4.54	TCP	812
4	3	07:25:21	60	172.17.4.54	172.17.0.1	TCP	114
5	4	07:25:21	472	172.17.4.54	172.17.0.1	TCP	114
6	5	07:25:21	1514	172.17.0.1	172.17.4.54	TCP	812
7	6	07:25:21	1514	172.17.0.1	172.17.4.54	TCP	812

Subtotals And Graphs

